

## Yanbu National Petrochemical Co. (YANSAB)

Target Price: SAR 36.0/share

Downside: 5.1%

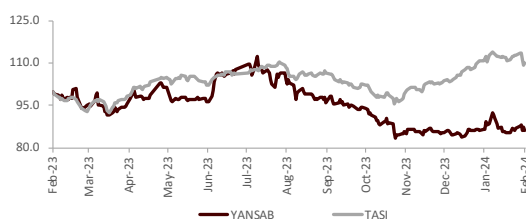
## Recommendation

Hold

Current Market Price (SAR)	38.0
52wk High / Low (SAR)	49.6/36.6
Mkt. Cap. (USD/SAR Mn)	5,689/21,347
Shares Outstanding (mn)	562.5
Free Float (%)	49.0%
3m Average Vol. (000)	779.6
3m Avg Daily Turnover (SAR'000)	29,847
Dividend Yield '24e (%)	1.2%
P/E'24e (x)	69.4
EV/EBITDA'24e (x)	11.3

Source: Bloomberg

## Relative Price Performance



## Key Indicators

SAR (mn)	2021	2022	2023e	2024e
Revenue	7,499	7,024	4,609	6,070
Gross profit	2,246	970	(253)	759
GPM (%)	30%	14%		13%
EBIT	1,742	442	(609)	340
EBIT margin (%)	23%	6%		6%
EBITDA	3,014	1,604	770	1,753
EBITDA margin (%)	40%	23%	17%	29%
Net Income	1,531	414	(442)	308
Net margin (%)	20%	6%		5%
EPS (SAR)	2.72	0.74	-0.79	0.55
RoE (%)	10%	3%	-3%	2%

Source: Company Reports, Yaqeen Capital

## Major Shareholders (%)

Saudi Basic Industries Corporation (SABIC) 51.00%

Source: Bloomberg, Yaqeen Capital

## Declining Revenue Drives Increase in Losses

- Yansab incurred a net loss of SAR 161mn in 3Q2023, compared to a loss of SAR 61mn in the same period last year and a profit of SAR 27mn in 2Q2022. The decline is attributed to reduced production and sales due to temporary plant shutdowns for emergency repairs. Despite lower input costs, challenges arose from decreased average sales prices for specific products.
- In 3Q2023, revenue dropped by 31.0% YoY (-17.0% QoQ) to SAR 1,098mn. Average sales prices fell by 2% compared to the previous quarter, accompanied by a 15% reduction in sales volumes from 2Q2023. Average sales prices dipped by 2% YoY, and sales volumes saw a 30% YoY decrease.
- Operating loss was SAR 153mn in 3Q2023 compared to a loss of SAR 29mn in 3Q2022 and a profit of SAR 13mn in 2Q2023. While SG&A expenses decreased, the primary factor contributing to this outcome was the decline in revenue.
- For 9M2023, Yansab reported a significant net loss of SAR 504mn, in contrast to the net profit of SAR 852mn in the same period in 2022. Revenue for 9M2023 fell by 45.2% to SAR 3,088mn compared to SAR 5,639mn in 9M2022.
- As of 9M2023, Yansab's total shareholders' equity excluding minority interest declined to SAR 12,350mn, a drop of 12.1% YoY.

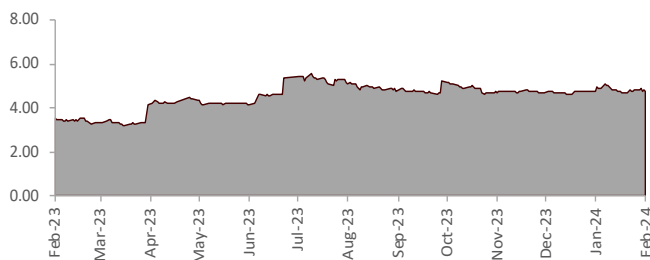
**Outlook & Valuation:** YANSAB is facing major short-term headwinds from the industry with the stagnant chemical market. Yansab's financial performance is expected to be weak in the short to medium term due to ongoing industry challenges as well as lower production due to the temporary shutdown of certain plants in August. Although the input cost has cooled down, overall operational efficiency is also expected to deteriorate in the short to medium term due to lower economies of scale. However, the company remains optimistic about its long-term prospects due to its strong position in the industry. Based on DCF valuation, we arrive at a fair value of SAR 36.0/share, expected downside of 5.1% from the current level. Hence, we recommend a Hold rating on the stock.

## Financial Summary

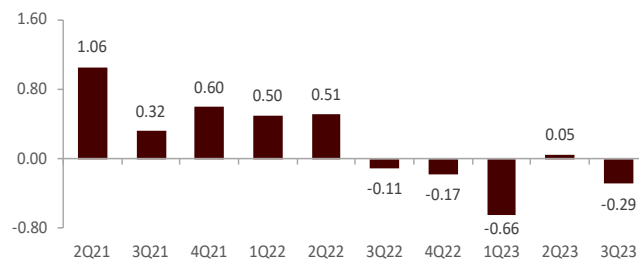
SAR (mn)	3Q2023	3Q2022	YoY	2Q2023	QoQ
Revenue	1,098	1,591	-31%	1,323	-17%
Gross profit	(44)	70		92	
GPM (%)		4%		7%	
EBIT	(153)	(51)	200%	5	
EBIT margin (%)				0%	
Net Income	(161)	(61)	165%	27	
Net margin (%)				2%	
EPS (SAR)	-0.29	-0.11	165%	0.05	

Source: Company Reports, Yaqeen Capital

Price to Sales Ratio Trend



EPS (SAR) Trend



## Rating Methodology

**Buy:** The Target share price exceeds the current share price by  $\geq 10\%$

**Hold:** The Target share price is either more or less than the current share price by  $10\%$

**Sell:** The Target share price is less than the current share price by  $\geq 10\%$

## Disclaimer

Research report has been prepared by Yaqeen Capital, Riyadh, Saudi Arabia. It has been prepared for the general use of Yaqeen Capital's clients and may not be altered, redistributed, retransmitted, or disclosed, in whole or in part, or in any form or manner, without the express written consent of Yaqeen Capital. Receipt and review of this research document constitute your agreement not to redistribute, retransmit, or disclose to others the contents, opinions, conclusion, or information contained in this document prior to public disclosure of such information by Yaqeen Capital. The information contained was obtained from various public sources believed to be reliable, and Yaqeen Capital makes no representations or warranties (express or implied) regarding the data and information provided and does not represent that the information content of this document is complete, or free from any error, not misleading, or fit for any particular purpose. This research document provides general information only, but we do not intend to provide personal investment advice and did not constitute an offer or an invitation to make an offer, to buy/ sell/ hold any securities or other investment products, and it does not take into account the specific investment objectives, financial situation and the particular needs of any specific person who may receive this report.

Investors should seek financial, legal or tax advice regarding the appropriateness of investing in any securities, other investment or investment strategies discussed in this document and should understand that statements regarding future prospects may not be realized. Investors should note that the securities or other investments, if any, may fluctuate and that the price or value of such securities and investments may rise or fall. Fluctuations in exchange rates could have adverse effects on the value of or price of, or income derived from, certain investments. Accordingly, investors may receive back less than originally invested. Yaqeen Capital or its subsidiaries may own securities in one or more of the aforementioned companies, and/or indirectly through funds managed by third parties. The Investment Banking Group of Yaqeen Capital maybe in the process of soliciting or executing fee earning mandates for companies that is either the subject of this document or is mentioned in this document. Yaqeen officers (including research analysts) or Board of directors may have a financial interest in securities of the issuer(s) or related investments, including long or short positions in securities, warrants, futures, or other financial instruments. Yaqeen Capital and employees shall not be liable for any direct, indirect or consequential loss or damages that may arise, directly or indirectly, from any use of the information contained in this report.

Yaqeen Capital is a closed joint stock company licensed by the Saudi Arabian Capital Market Authority, License No (06020-37) to provide services in Dealing, Custody, Managing, Arranging and Advising.