

Thursday,30-Jun-2022

Fund Objectives

YAQEEN Petrochemical ETF aims to provide investors with long term capital appreciation and growth. The Fund passively invests in the listed Saudi equities of the Petrochemical sector in order to achieve the results that correspond to the performance, before fees and expenses, of the Benchmark Index, namely Yaqeen Petrochemical Index.

Fund Facts

Current Price	SAR 39.0540
Fund Net Asset Value	SAR 5,893,563.22
Total Units of the Fund	150,000
Fund Level of Risk	High Risk
Type of Fund	Open-End Public Fund
Size of the Fund	SAR 5,858,278.02
Fund Category	Equity Index Fund
Fund's Ownership Investments	Full Ownership 100%
Inception Date & Price	10-Jul-10 & SAR 20.00
Price to Earnings Ratio	12.23
Fund Currency	Saudi Riyal
Management Fee (p.a.)	0.50% of NAV
Valuation Day	Each Business Day
Fund Manager	Yaqeen Capital
Fund Custodian	Albilad Capital
Fund Benchmark	Yaqeen Petrochemical Index
Index Provider	Tadawul (Saudi Stock Exchange)
% of Total Fees and charges	0.2836% (SAR 19,280)
% of Profits distributed in quarter	None
Yaqeen Investment Amount & percentage	46.23% (SAR 2,708,118.49)
Total Amount dealing expenses	SAR 1,401.71
% of Total Amount dealing to NAV avg	0.02103%
% of borrowings to NAV	None

Performance Table

Short Term	1 Week	1 Month	3 Months	6 Months	QoQ	YoY
Fund	3.39%	-9.44%	-20.47%	-8.80%	-20.47%	-3.85%
Benchmark	3.42%	-9.45%	-21.49%	-9.78%	-21.49%	-5.90%
Alpha	-0.03%	0.01%	1.02%	0.98%	1.02%	2.05%
Calendar Return	2017	2018	2019	2020	2021	YTD
Fund	6.63%	11.05%	-8.68%	14.33%	34.13%	-8.80%
Benchmark	4.43%	8.82%	-11.00%	11.60%	32.30%	-9.78%
Alpha	2.20%	2.23%	2.32%	2.73%	1.83%	0.98%
Cumulative Return	1 Year	2 Years	3 Years	4 Years	5 Years	Since Inception
Fund	-3.85%	51.11%	22.57%	16.74%	48.57%	95.27%
Benchmark	-5.90%	46.55%	14.82%	7.11%	34.37%	73.00%
Alpha	2.05%	4.56%	7.75%	9.63%	14.20%	22.27%
Annualized Return(%pa)	1 Year	2 Years	3 Years	4 Years	5 Years	Since Inception
Fund	-3.85%	22.93%	7.02%	3.14%	4.04%	6.27%
Benchmark	-5.90%	21.06%	4.71%	1.38%	3.00%	1.90%

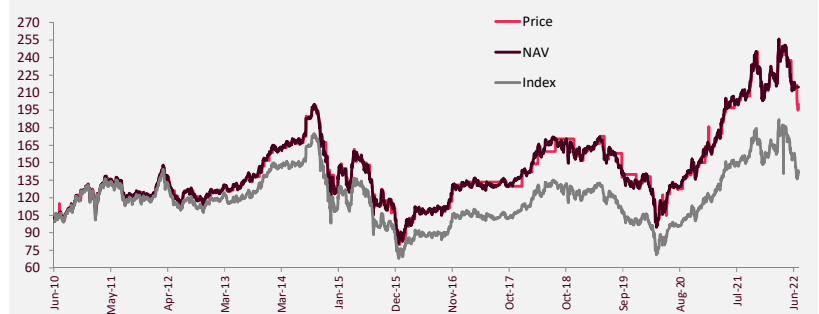
Statistical Analysis

VERSUS BENCHMARK	3 Months	YTD	1 Year	3 Years	5 Years	Since Inception
Alpha	1.02%	0.98%	2.05%	2.30%	1.76%	4.37%
Beta	0.13	0.51	0.44	0.73	0.77	0.83
Tracking Error	20.90%	14.80%	10.58%	6.31%	5.45%	3.92%
Information Ratio	0.518	1.497	1.130	0.865	0.726	0.927
Standard Deviation	15.13%	23.66%	22.53%	23.35%	20.32%	22.06%
Sharpe Ratio	-0.963	-0.073	0.165	1.403	3.019	5.109
Treynor Ratio	-1.089	-0.034	0.085	0.115	0.107	0.063

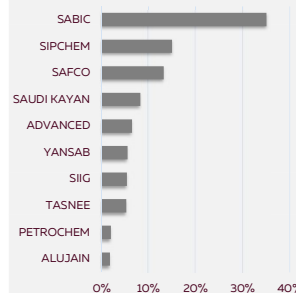
Awards



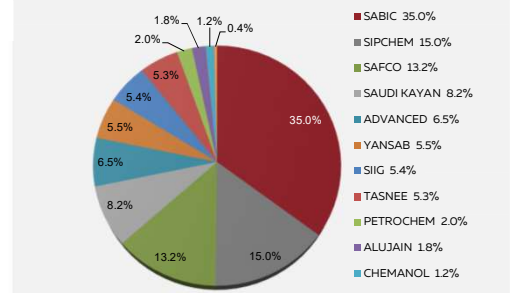
Performance Fund vs Benchmark



Top Investments (% to Total Portfolio)



Asset Allocation



CONTACT DETAILS

Yaqeen Capital
P.O. BOX 884, RIYADH 11421 KSA
Tel: 8004298888
Website: www.yaqeen.sa Email: amd@yaqeen.sa
CMA License #: 06020-37 dated 29/04/1427 AH

Disclaimer:

There is no guarantee that the Fund will continue to hold any particular securities or continue investing in any particular sectors. Holdings are subject to change. Investing in this investment fund is not a deposit with any bank, or an obligation of, and is not guaranteed by the Investment Manager. The performance of the fund or the benchmark does not reflect and could not be considered as a guide for the future performance, past performance is not necessarily a guide to future performance and does not guarantee future results and the Fund remains subject to investment risk. The fund manager is not obliged to accept the redemption requests by the subscribed price. In addition, the fund unit price, values or income may fall and the investor may get back less than he invested. The information mentioned here is not considered as an advice to buy, sell, or commit any investment actions. The Fund manager may have a position or holding in the securities concerned or in related securities and/or may have provided within the previous 12-month signification advice or security business services to the issuer of the securities concerned or of a related security. Service and performance fees/charges apply. Current and potential investors must read the fund terms and conditions and its updates and the principal investment risks thoroughly, as it contains detailed information about the Fund and the risks associated with investing in this investment fund. This investment may not be suitable for all recipients of this bulletin so the fund terms and conditions must be reviewed and understood and you should seek advice from your investment adviser before making investment decision about this fund.

To get the Terms and Conditions and see all the details related to Yaqeen Capital funds and products please visit our branches or our website: www.yaqeen.sa
Yaqeen Capital is licensed by the Capital Market Authority (CMA) license No.: 06020-37 and its head office address is: Olaya Street, P.O. Box 884, Riyadh 11421, Kingdom of Saudi Arabia.