

Thursday, 30-Jun-2022

Fund Objectives

To provide long-term capital appreciation and growth. The Fund invests in listed equity securities that comply with Shariah-guidelines and form part of Yaqeen Shariah Index (YSI). YAQEEEN Asset Management team of investment professionals seeks to add value over the Benchmark through:

- 1) active sector allocation.
- 2) active security selection.

Fund Facts

Current Price	SAR 3.73491
Fund Net Asset Value	SAR 151,321,049.88
Total Units of the Fund	40,515,317
Fund Level of Risk	High Risk
Type of Fund	Open-End Public Fund
Size of the Fund	SAR 152,198,076.05
Fund Category	Equity Fund - Local
Fund's Ownership Investments	Full Ownership 100%
Inception Date & Price	6-May-07 & SAR 1.00
Price to Earnings Ratio	20.72
Fund Currency	Saudi Riyal
Management Fee (p.a.)	1.75% (of N.A.V.)
Participation Fees	1.50% (of subscription amt.)
Participation/Redemption Day	Each Business Day
Valuation Day	Each Business Day
Fund Benchmark	Yaqeen Shariah Index
Fund Manager	Yaqeen Capital
% of Total Fees and charges	0.51071% (SAR 877,026.18)
% of Profits distributed in quarter	None
Yaqeen Investment Amount & percentage	None
Total Amount dealing expenses	SAR 117,915.06
% of Total Amount dealing to NAV avg	0.06866%
% of borrowings to NAV	None

Performance Table

Short Term	1 Week	1 Month	3 Months	6 Months	QoQ	YoY
Fund	0.52%	-10.21%	-11.63%	5.07%	-11.63%	8.80%
Benchmark	1.69%	-10.96%	-12.14%	1.67%	-12.14%	3.48%
Alpha	-1.17%	0.75%	0.52%	3.41%	0.52%	5.32%

Calendar Return	2017	2018	2019	2020	2021	YTD
Fund	-1.62%	-2.75%	29.46%	17.16%	30.01%	5.07%
Benchmark	-2.71%	2.40%	6.51%	9.19%	28.56%	1.67%
Alpha	1.09%	-5.15%	22.95%	7.97%	1.45%	3.41%

Cumulative Return	1 Year	2 Years	3 Years	5 Years	10 Years	Since Inception
Fund	8.80%	78.53%	85.43%	100.74%	141.63%	273.49%
Benchmark	3.48%	58.87%	37.80%	48.23%	63.29%	59.05%
Alpha	5.32%	19.66%	47.63%	52.50%	78.34%	214.44%

Annualized Return(%pa)	1 Year	2 Years	3 Years	5 Years	10 Years	Since Inception
Fund	8.80%	33.61%	22.86%	14.95%	9.22%	9.18%
Benchmark	3.48%	26.04%	6.62%	8.19%	5.03%	3.14%

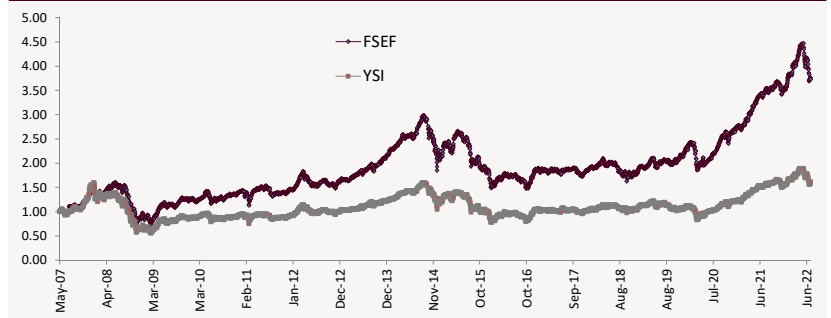
Statistical Analysis

VERSUS BENCHMARK	3 Months	YTD	1 Year	3 Years	5 Years	Since Inception
Alpha	0.52%	3.41%	5.32%	16.23%	6.76%	6.04%
Beta	0.16	0.29	0.25	0.56	0.63	0.86
Tracking Error	8.59%	7.57%	6.24%	6.95%	6.36%	7.45%
Information Ratio	0.126	0.996	0.836	1.545	1.003	0.779
Standard Deviation	21.33%	18.46%	14.89%	16.45%	15.19%	21.12%
Sharpe Ratio	-0.639	0.166	0.457	5.073	6.502	12.856
Treynor Ratio	-0.877	0.104	0.271	0.373	0.205	0.083

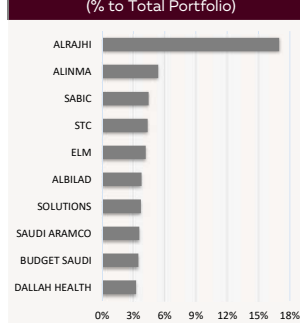
Awards



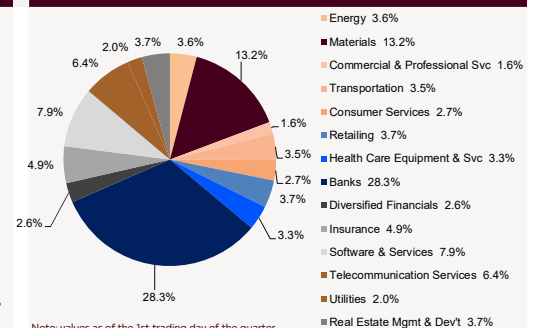
Performance Fund vs Benchmark



Top Investments



Sectoral Allocation



CONTACT DETAILS

Yaqeen Capital
P.O. BOX 884, RIYADH 11421 KSA
Tel: 8004298888
Website: www.yaqeen.sa Email: amd@yaqeen.sa
CMA License #: 06020-37 dated 29/04/1427 AH

Disclaimer:

There is no guarantee that the Fund will continue to hold any particular securities or continue investing in any particular sectors. Holdings are subject to change. Investing in this investment fund is not a deposit with any bank, or an obligation of, and is not guaranteed by the Investment Manager. The performance of the fund or the benchmark does not reflect and could not be considered as a guide for the future performance, past performance is not necessarily a guide to future performance and does not guarantee future results and the Fund remains subject to investment risk. The Fund manager is not obliged to accept the redemption requests by the subscribed price. In addition, the fund unit price, values or income may fall and the investor may get back less than he invested. The information mentioned here is not considered as an advice to buy, sell, or commit any investment actions. The Fund manager may have a position or holding in the securities concerned or in related securities and/or may have provided within the previous 12-month significance advice or security business services to the issuer of the securities concerned or of a related security. Service and performance fees/charges apply. Current and potential investors must read the fund terms and conditions and its updates and the principal investment risks thoroughly, as it contains detailed information about the Fund and the risks associated with investing in this investment fund. This investment may not be suitable for all recipients of this bulletin so the fund terms and conditions must be reviewed and understood and you should seek advice from your investment adviser before making investment decision about this fund. To get the Terms and Conditions and see all the details related to Yaqeen Capital funds and products please visit our branches or our website: www.yaqeen.sa