

Fund Objectives

YAQEEN IPO Fund aims to invest its assets in the equities of public companies during their initial offering period and in the equities of early stage (up to Five years) or the latest 30 listed companies in Saudi Markets (Main and Parallel) whichever is higher. Also, the Fund can invest up to 50% in Small & Medium Caps. For the purpose of the Fund's investments, all underlying companies that are targeted by the Fund will be Shariah compliant companies.

Fund Facts

Current Price	SAR 4,291.24
Fund Net Asset Value	SAR 42,091,563.79
Total Units of the Fund	9,809
Fund Level of Risk	High Risk
Type of Fund	Shariah Compliant
Size of the Fund	SAR 42,299,168.33
Fund Category	Equity Fund - Local
Fund's Ownership Investments	Full Ownership 100%
Inception Date & Price	12-Jul-08 & SAR 1,000.00
Price to Earnings Ratio	23.35
Fund Currency	Saudi Riyal
Management Fee (p.a.)	1.75% (of N.A.V.)
Participation Fees	1.50% of NAV
Redemption Fees *	Early Redemption Fee of 1%
Fund Benchmark	Yaqeen IPO Index
Fund Manager	Yaqeen Capital
% of Total Fees and charges	0.5303% (SAR 207,605)
% of Profits distributed in quarter	None
Yaqeen Investment Amount & percentage	None
Total Amount dealing expenses	SAR 32,803.74
% of Total Amount dealing to NAV avg	0.08379%
% of borrowings to NAV	None

*Early Redemption Fee

- 1.00% of redemption amount (if redeemed within three months from the date of participation)

Performance Table

Short Term	1 Week	1 Month	3 Months	6 Months	9 Months	1 Year
Fund	2.03%	4.51%	17.24%	12.97%	18.02%	34.64%
Benchmark	1.35%	3.56%	12.21%	4.12%	4.60%	15.29%
Alpha	0.68%	0.95%	5.03%	8.85%	13.42%	19.35%

Calendar Return	2017	2018	2019	2020	2021	YTD
Fund	-13.57%	-11.52%	18.71%	17.24%	22.74%	17.24%
Benchmark	-22.28%	-25.07%	17.3%	12.43%	11.49%	12.21%
Alpha	8.71%	13.55%	16.98%	4.81%	11.25%	5.03%

Cumulative Return	1 Year	2 Years	3 Years	5 Years	10 Years	Since Inception
Fund	34.64%	91.45%	88.33%	61.02%	156.89%	329.12%
Benchmark	15.29%	74.19%	33.33%	-9.04%	-28.47%	-37.83%
Alpha	19.35%	17.26%	54.99%	70.06%	185.36%	366.95%

Annualized Return(%pa)	1 Year	2 Years	3 Years	5 Years	10 Years	Since Inception
Fund	34.64%	38.36%	23.49%	10.00%	9.89%	11.86%
Benchmark	15.29%	31.98%	10.06%	-1.88%	-3.30%	-3.59%

The Yaqeen IPO Index includes latest 30 listed companies or 5 years IPOs in Saudi Main & Parallel Markets (whichever is higher), and Small & Medium Cap

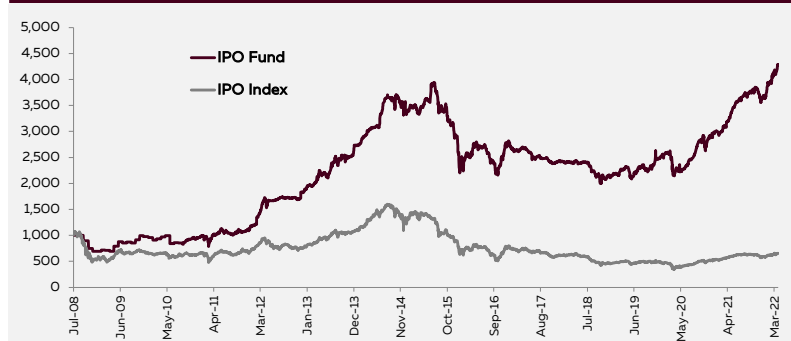
Statistical Analysis

VERSUS BENCHMARK	3 Months	YTD	1 Year	3 Years	5 Years	Since Inception
Alpha	5.03%	5.03%	19.35%	13.43%	11.87%	15.45%
Beta	0.65	0.72	0.71	0.69	0.63	0.39
Tracking Error	6.62%	6.62%	4.90%	7.54%	8.70%	18.37%
Information Ratio	0.652	2.783	3.559	1.636	1.313	0.775
Standard Deviation	9.88%	9.88%	9.20%	13.18%	11.75%	18.04%
Sharpe Ratio	1.542	1.542	3.549	6.550	5.021	18.129
Treynor Ratio	0.233	0.212	0.461	0.311	0.128	0.253

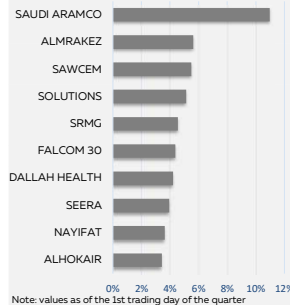
Awards



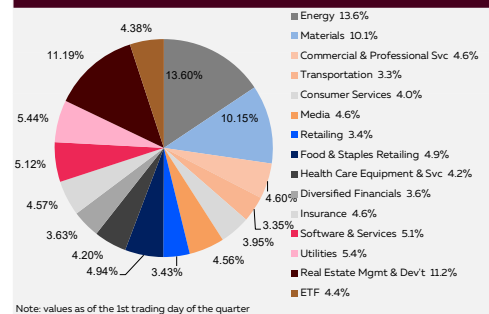
Performance Fund vs Benchmark



Top Investments (% to Total Portfolio)



Sectoral Allocation



CONTACT DETAILS

Yaqeen Capital
P.O. BOX 884, RIYADH 11421 KSA
Tel: 8004298888
Website: www.yaqeen.sa Email: amd@yaqeen.sa
CMA License #: 06020-37 dated 29/04/1427 AH

Disclaimer:

There is no guarantee that the Fund will continue to hold any particular securities or continue investing in any particular sectors. Holdings are subject to change. Investing in this investment fund is not a deposit with any bank, or an obligation of, and is not guaranteed by the Investment Manager. The performance of the fund or the benchmark does not reflect and could not be considered as a guide for the future performance, past performance is not necessarily a guide to future performance and does not guarantee future results and the Fund remains subject to investment risk. The fund manager is not obliged to accept the redemption requests by the subscribers price. In addition, the fund unit price, values or income may fall and the investor may get back less than he invested. The information mentioned here is not considered as an advice to buy, sell, or commit any investment actions. The Fund manager may have a position or holding in the securities concerned or in related securities and/or may have provided within the previous 12-month significant advice or security business services to the issuer of the securities concerned or of a related security. Service and performance fees/charges apply. Current and potential investors must read the fund terms and conditions and its updates and the principal investment risks thoroughly, as it contains detailed information about the Fund and the risks associated with investing in this investment fund. This investment may not be suitable for all recipients of this bulletin so the fund terms and conditions must be reviewed and understood and you should seek advice from your investment adviser before making investment decision about this fund.

To get the Terms and Conditions and see all the details related to Yaqeen Capital funds and products please visit our branches or our website: www.yaqeen.sa

Yaqeen Capital is licensed by the Capital Market Authority (CMA) license No.: 06020-37 and its head office address is: Olaya Street, P.O. Box 884, Riyadh 11421, Kingdom of Saudi Arabia.