

Fund Objectives

To provide long-term capital appreciation and growth. The Fund invests in listed equity securities that comply with Shariah guidelines and form part of FALCOM Shariah Index (FSI). FALCOM Asset Management team of investment professionals seeks to add value over the Benchmark through:

- 1) active sector allocation.
- 2) active security selection.

Fund Facts

Current Price	SAR 3.59353
Fund Net Asset Value	SAR 200,612,173.09
Total Units of the Fund	55,825,916
Fund Level of Risk	High Risk
Type of Fund	Shariah Compliant
Size of the Fund	SAR 201,611,166.83
Fund Category	Equity Fund - Local
Fund's Ownership Investments	Full Ownership 100%
Inception Date & Price	6-May-07 & SAR 1.00
Price to Earnings Ratio	25.03
Fund Currency	Saudi Riyal
Management Fee (p.a.)	1.75% (of N.A.V.)
Participation Fees	1.50% (of subscription amt.)
Participation/Redemption Day	Each Business Day
Valuation Day	Each Business Day
Fund Benchmark	FALCOM Shariah Index
Fund Manager	FALCOM Financial Services
% of Total Fees and charges	0.5157% (SAR 998,993.74)
% of Profits distributed in quarter	None
FALCOM Investment Amount & percentage	None
Total Amount dealing expenses	SAR 174,232.19
% of Total Amount dealing to NAV avg	0.08969%
% of borrowings to NAV	None

Awards



CONTACT DETAILS

FALCOM FINANCIAL SERVICES
 P.O. BOX 884, RIYADH 11421 KSA
 Tel: 8004298888

Website: www.falcom.com.sa Email: amd@falcom.com.sa

CMA License #: 06020-37 dated 29/04/1427 AH

Performance Table

Short Term	1 Week	1 Month	3 Months	6 Months	9 Months	1 Year
Fund	2.36%	2.03%	4.68%	18.74%	31.42%	40.18%
Benchmark	1.79%	1.79%	4.62%	15.74%	32.14%	38.12%
Alpha	0.57%	0.24%	0.06%	3.01%	-0.72%	2.07%

Calendar Return	2016	2017	2018	2019	2020	YTD
Fund	2.62%	-1.62%	-2.75%	29.46%	17.16%	31.42%
Benchmark	6.17%	-2.71%	2.40%	6.51%	9.19%	32.14%
Alpha	-3.56%	1.09%	-5.15%	22.95%	7.97%	-0.72%

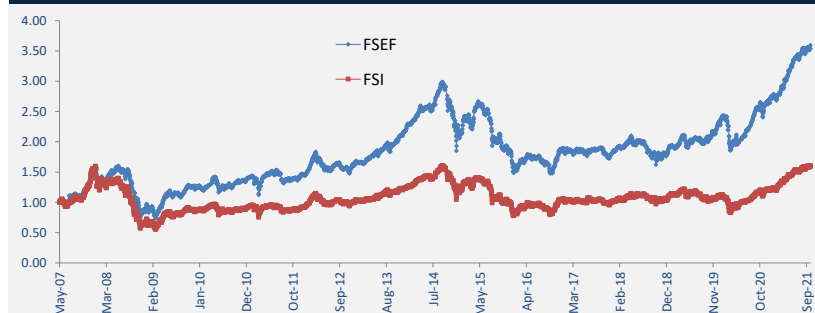
Cumulative Return	1 Year	2 Years	3 Years	5 Years	10 Years	Since Inception
Fund	40.18%	74.99%	97.31%	135.03%	158.05%	259.35%
Benchmark	38.12%	47.12%	49.30%	94.13%	83.95%	60.80%
Alpha	2.07%	27.87%	48.01%	40.91%	74.10%	198.55%

Annualized Return(%pa)	1 Year	2 Years	3 Years	5 Years	10 Years	Since Inception
Fund	40.18%	32.28%	25.42%	18.64%	9.94%	9.57%
Benchmark	38.12%	21.29%	14.29%	14.19%	6.28%	3.45%

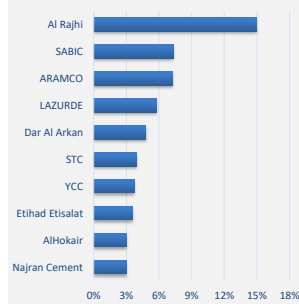
Statistical Analysis

VERSUS BENCHMARK	3 Months	YTD	1 Year	3 Years	5 Years	Since Inception
Alpha	0.06%	-0.72%	2.07%	11.13%	4.45%	6.12%
Beta	0.92	0.82	0.95	0.86	0.86	0.92
Tracking Error	2.20%	3.91%	3.65%	6.50%	6.23%	7.48%
Information Ratio	0.093	0.116	0.420	1.513	0.629	0.770
Standard Deviation	9.78%	10.43%	11.66%	16.08%	15.06%	21.35%
Sharpe Ratio	0.257	2.821	3.275	5.927	8.835	12.055
Treynor Ratio	0.029	0.359	0.403	0.271	0.192	0.082

Performance Fund vs Benchmark

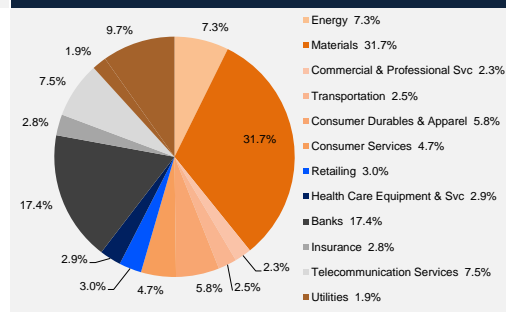


Top Investments (% to Total Portfolio)



Note: values as of the 1st trading day of the quarter

Sectoral Allocation



Note: values as of the 1st trading day of the quarter

Disclaimer:

There is no guarantee that the Fund will continue to hold any particular securities or continue investing in any particular sectors. Holdings are subject to change. Investing in this investment fund is not a deposit with any bank, or an obligation of, and is not guaranteed by the Investment Manager. The performance of the fund or the benchmark does not reflect and could not be considered as a guide for the future performance, past performance is not necessarily a guide to future performance and does not guarantee future results and the Fund remains subject to investment risk. The fund manager is not obliged to accept the redemption requests by the subscribed price. In addition, the fund unit price, values or income may fall and the investor may get back less than he invested. The information mentioned here is not considered as an advice to buy, sell, or commit any investment actions. The Fund manager may have a position or holding in the securities concerned or in related securities and/or may have provided within the previous 12-month significant advice or security business services to the issuer of the securities concerned or of a related security. Service and performance fees/charges apply. Current and potential investors must read the fund terms and conditions and its updates and the principal investment risks thoroughly, as it contains detailed information about the Fund and the risks associated with investing in this investment fund. This investment may not be suitable for all recipients of this bulletin so the fund terms and conditions must be reviewed and understood and you should seek advice from your investment adviser before making investment decision about this fund.

To get the Terms and Conditions and see all the details related to FALCOM Financial Services funds and products please visit our branches or our website: www.falcom.com.sa
 FALCOM Financial Service is licensed by the Capital Market Authority (CMA) license No.: 06020-37 and its head office address is: Olaya Street, P.O. Box 884, Riyadh 11421, Kingdom of Saudi Arabia.
 Phone: 8004298888